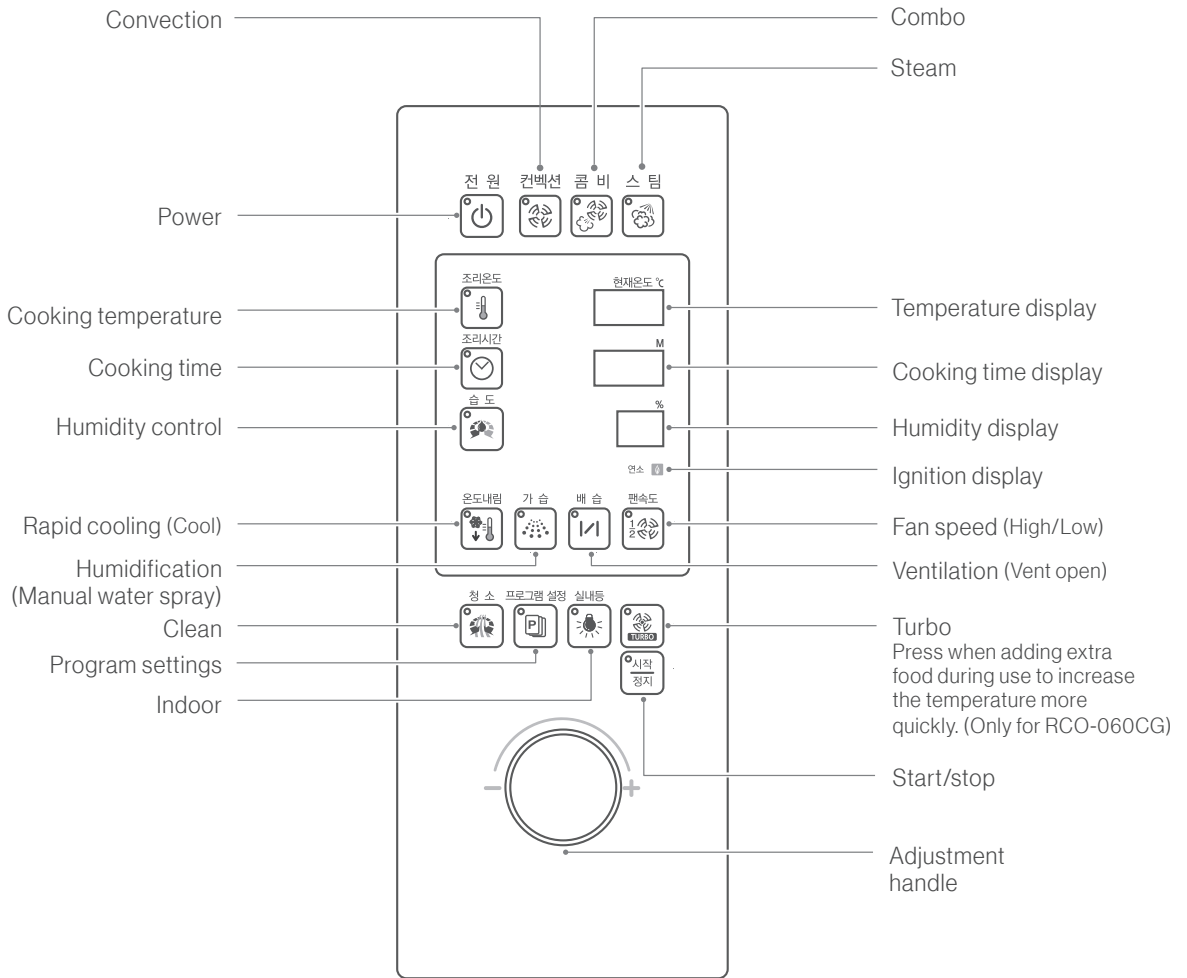


# How to use the steam oven

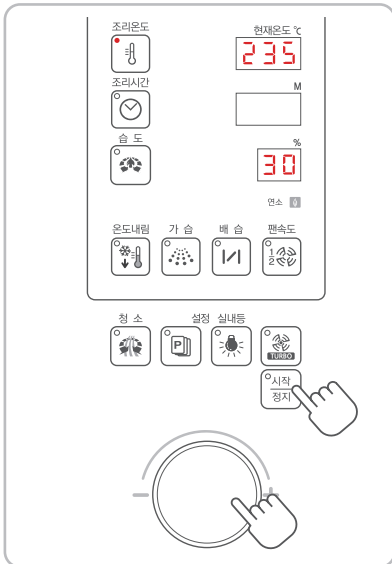
## Controls



## Cook (e.g.: Combo mode)

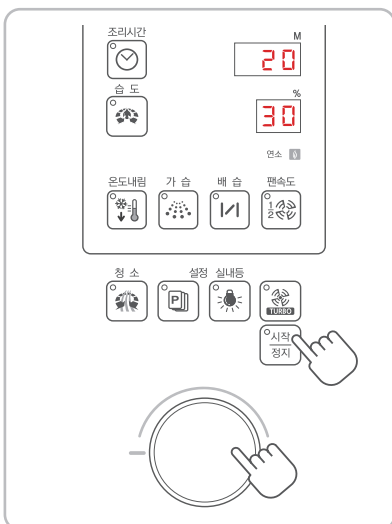


1. Turn on the power, then select combo mode.



2. Turn the adjustment handle to set temperature and humidity, then press the [Start/Stop] button.

3. When the preheat temperature is reached, add the food.

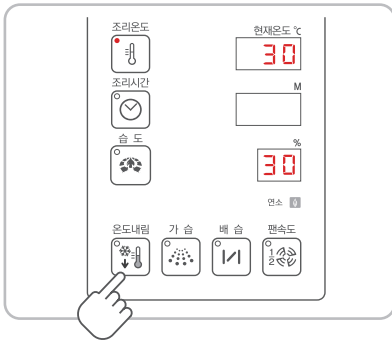


4. Turn the adjustment handle to set the time, then press the [Start/Stop] button to finish cooking.



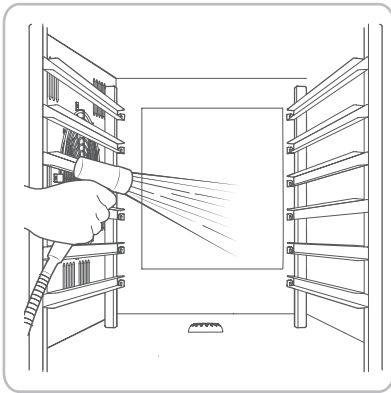
Be careful not to be burned by heat or steam escaping with the oven door open during cooking.

# Cleaning

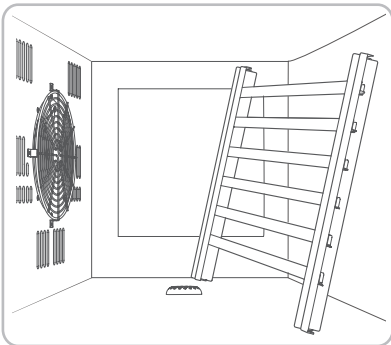


## 1. Press the [Cool] button with the oven door open and power on.


- If the current temperature drops below 50°C, rotation automatically stops.



## 2. Check whether the current temperature is less than 50°C and spray water evenly inside the oven.

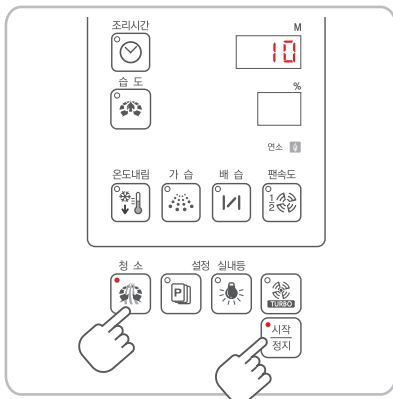


## 3. Separate the drawer and blower guide, then incline to the right (opposite direction of the convection fan).



## 4. Use the detergent sprayer to spray detergent evenly inside the oven, then close the door.

# Cleaning

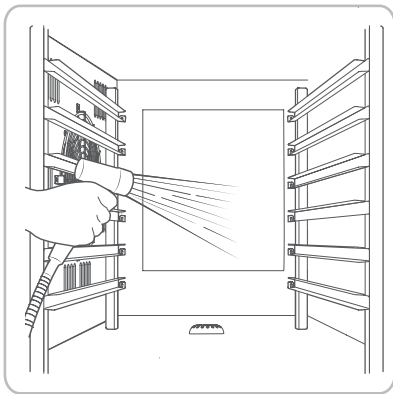


## 5. Press the [Clean] button to select a cleaning time.

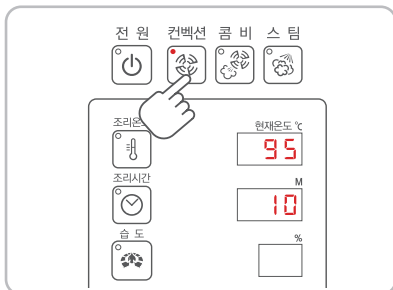
- You can choose between 10 minute and 20 minute cleaning times.

## 6. Press the [Start/Stop] button to start cleaning.

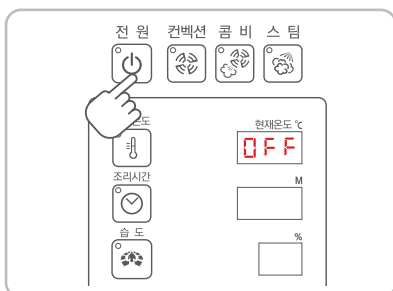
- When cleaning is complete, a buzzer will sound.



## 7. When the buzzer sounds, use the hand shower to clean the oven interior with water.



## 8. Reassemble the drawer and blower guide, then open the oven door to let it dry naturally or run convection at 95°C for 10 minutes.



## 9. Press the [Power] button to turn off the power.

 Use rubber gloves and a mask to ensure detergent doesn't come in direct contact with your skin.

## Automatic detection control

---

<b>Automatic detection control indicator</b>	<b>Contents</b>	<b>Actions</b>
<b>E10</b>	If there is a difference of over 40°C between the set temperature and the actual temperature	<ul style="list-style-type: none"><li>• Cool inside the oven by opening the door or spraying water.</li></ul>
<b>E11</b>	Spark error (for gas)	<ul style="list-style-type: none"><li>• Check whether the gas valve is locked.</li></ul>
<b>E56</b>	Insufficient water pressure	<ul style="list-style-type: none"><li>• Check whether the water valve is locked.</li><li>• The water pressure may decrease if a lot of water is used.</li></ul>